



Location: CMA1b - Oil Street Site Office

Report on 24-hour TSP monitoring

Action Level ($\mu\text{g}/\text{m}^3$) - 176.7

Limit Level ($\mu\text{g}/\text{m}^3$) - 260

Date	Sampling Time	Weather Condition	Filter paper no.	Filter Weight, g		Elapse Time, hr		Sampling Time, hr	Flow Rate, m^3/min			Total Volume, m^3	TSP Level, $\mu\text{g}/\text{m}^3$
				Initial	Final	Initial	Final		Initial, Q_{si}	Final, Q_{sf}	Average		
28-Oct-14	8:00	Cloudy	009520	2.8103	2.9089	5352.90	5376.90	24.00	0.98	0.98	0.98	1408	70
3-Nov-14	8:00	Cloudy	010178	2.7653	2.9407	5379.90	5403.90	24.00	1.04	1.03	1.03	1490	118
8-Nov-14	8:00	Cloudy	010171	2.7434	2.8184	5407.47	5431.47	24.00	0.98	0.98	0.98	1416	53
14-Nov-14	8:00	Cloudy	010481	2.7350	2.9012	5434.47	5458.47	24.00	0.99	0.98	0.98	1418	117
20-Nov-14	8:00	Fine	010487	2.7344	2.9087	5461.47	5485.47	24.00	0.98	0.98	0.98	1415	123
26-Nov-14	8:00	Cloudy	010463	2.7507	2.9226	5488.47	5512.47	24.00	0.98	0.98	0.98	1412	122

Report on 1-hour TSP monitoring

Action Level ($\mu\text{g}/\text{m}^3$) - 320.1

Limit Level ($\mu\text{g}/\text{m}^3$) - 500

Date	Sampling Time	Weather Condition	Filter paper no.	Filter Weight, g		Elapse Time, hr		Sampling Time, hr	Flow Rate, m^3/min			Total Volume, m^3	TSP Level, $\mu\text{g}/\text{m}^3$
				Initial	Final	Initial	Final		Initial, Q_{si}	Final, Q_{sf}	Average		
29-Oct-14	8:07	Cloudy	009522	2.8144	2.8190	5376.90	5377.90	1.00	0.98	0.98	0.98	59	78
29-Oct-14	9:15	Cloudy	009807	2.8099	2.8169	5377.90	5378.90	1.00	0.98	0.98	0.98	59	119
29-Oct-14	13:00	Cloudy	010180	2.7551	2.7618	5378.90	5379.90	1.00	0.98	0.98	0.98	59	114
4-Nov-14	8:30	Cloudy	010162	2.7509	2.7604	5404.47	5405.47	1.00	0.98	0.98	0.98	59	161
4-Nov-14	9:35	Cloudy	010165	2.7661	2.7743	5405.47	5406.47	1.00	0.98	0.98	0.98	59	139
4-Nov-14	10:42	Cloudy	010168	2.7559	2.7641	5406.47	5407.47	1.00	0.98	0.98	0.98	59	140
10-Nov-14	8:10	Cloudy	010476	2.7329	2.7433	5431.47	5432.47	1.00	0.98	0.98	0.98	59	177
10-Nov-14	10:45	Cloudy	010477	2.7477	2.7546	5432.47	5433.47	1.00	0.93	0.93	0.93	56	124
10-Nov-14	13:00	Cloudy	010479	2.7434	2.7500	5433.47	5434.47	1.00	0.93	0.93	0.93	56	119
15-Nov-14	8:10	Cloudy	010483	2.7321	2.7389	5458.47	5459.47	1.00	0.98	0.98	0.98	59	115
15-Nov-14	10:45	Cloudy	010485	2.7297	2.7354	5459.47	5460.47	1.00	0.93	0.93	0.93	56	102
15-Nov-14	13:00	Cloudy	010486	2.7374	2.7475	5460.47	5461.47	1.00	0.93	0.93	0.93	56	181
21-Nov-14	8:20	Fine	010491	2.7314	2.7376	5485.47	5486.47	1.00	1.04	1.04	1.04	62	100
21-Nov-14	9:34	Fine	010493	2.7262	2.7355	5486.47	5487.47	1.00	1.04	1.04	1.04	62	150
21-Nov-14	10:46	Fine	010461	2.7311	2.7430	5487.47	5488.47	1.00	1.04	1.04	1.04	62	192
27-Nov-14	8:10	Cloudy	010550	2.7265	2.7337	5512.47	5513.47	1.00	0.98	0.98	0.98	59	122
27-Nov-14	9:25	Cloudy	010154	2.7653	2.7753	5513.47	5514.47	1.00	0.98	0.98	0.98	59	170
27-Nov-14	10:40	Cloudy	010156	2.7512	2.7612	5514.47	5515.47	1.00	0.98	0.98	0.98	59	170

Location: CMA2a - Causeway Bay Community Centre

Report on 24-hour TSP monitoring
Action Level ($\mu\text{g}/\text{m}^3$) - 169.5
Limit Level ($\mu\text{g}/\text{m}^3$) - 260

Date	Sampling Time	Weather Condition	Filter paper no.	Filter Weight, g		Elapse Time, hr		Sampling Time, hr	Flow Rate, m^3/min			Total Volume, m^3	TSP Level, $\mu\text{g}/\text{m}^3$
				Initial	Final	Initial	Final		Initial, Q_{si}	Final, Q_{sf}	Average		
28-Oct-14	8:00	Cloudy	009521	2.8191	3.0006	15063.40	15087.40	24.00	1.11	1.11	1.11	1605	113
3-Nov-14	8:00	Cloudy	010176	2.7558	2.9864	15090.40	15114.40	24.00	1.03	1.03	1.03	1479	156
8-Nov-14	8:00	Cloudy	010172	2.7562	2.8105	15117.40	15141.40	24.00	0.97	1.03	1.00	1437	38
14-Nov-14	8:00	Cloudy	010482	2.7327	2.9476	15144.41	15168.41	24.00	1.03	1.03	1.03	1484	145
20-Nov-14	8:00	Fine	010488	2.7247	2.8155	15171.41	15195.41	24.00	1.03	1.03	1.03	1480	61
26-Nov-14	8:00	Cloudy	010464	2.7442	2.9726	15198.41	15222.41	24.00	1.02	1.03	1.02	1476	155

Report on 1-hour TSP monitoring
Action Level ($\mu\text{g}/\text{m}^3$) - 323.4
Limit Level ($\mu\text{g}/\text{m}^3$) - 500

Date	Sampling Time	Weather Condition	Filter paper no.	Filter Weight, g		Elapse Time, hr		Sampling Time, hr	Flow Rate, m^3/min			Total Volume, m^3	TSP Level, $\mu\text{g}/\text{m}^3$
				Initial	Final	Initial	Final		Initial, Q_{si}	Final, Q_{sf}	Average		
29-Oct-14	8:05	Cloudy	009806	2.8230	2.8308	15087.40	15088.40	1.00	1.11	1.11	1.11	67	117
29-Oct-14	9:15	Cloudy	009808	2.8163	2.8236	15088.40	15089.40	1.00	1.11	1.11	1.11	67	109
29-Oct-14	13:00	Cloudy	010179	2.7490	2.7582	15089.40	15090.40	1.00	1.11	1.11	1.11	67	138
4-Nov-14	8:35	Cloudy	010163	2.7510	2.7612	15114.40	15115.40	1.00	1.03	1.03	1.03	62	166
4-Nov-14	9:43	Cloudy	010166	2.7664	2.7768	15115.40	15116.40	1.00	1.03	1.03	1.03	62	169
4-Nov-14	10:50	Cloudy	010169	2.7513	2.7608	15116.40	15117.40	1.00	1.03	1.03	1.03	62	154
10-Nov-14	8:10	Cloudy	010174	2.7478	2.7528	15141.40	15142.40	1.00	0.96	0.96	0.96	58	86
10-Nov-14	11:00	Cloudy	010478	2.7406	2.7456	15142.40	15143.40	1.00	0.96	0.96	0.96	58	86
10-Nov-14	13:00	Cloudy	010480	2.7431	2.7476	15143.40	15144.40	1.00	0.96	0.96	0.96	58	78
15-Nov-14	8:03	Cloudy	008435	2.8551	2.8631	15168.41	15169.41	1.00	1.09	1.09	1.09	65	122
15-Nov-14	9:06	Cloudy	010484	2.7248	2.7346	15169.41	15170.41	1.00	1.09	1.09	1.09	65	150
15-Nov-14	10:09	Cloudy	009000	2.8236	2.8352	15170.41	15171.41	1.00	1.09	1.09	1.09	65	177
21-Nov-14	8:10	Fine	010492	2.7304	2.7359	15195.41	15196.41	1.00	0.97	0.97	0.97	58	95
21-Nov-14	9:16	Fine	010463	2.7468	2.7533	15196.41	15197.41	1.00	1.03	1.03	1.03	62	105
21-Nov-14	10:30	Fine	010462	2.7351	2.7395	15197.41	15198.41	1.00	0.97	0.97	0.97	58	76
27-Nov-14	8:08	Cloudy	010565	2.7499	2.7595	15222.41	15223.41	1.00	0.96	0.96	0.96	58	166
27-Nov-14	9:12	Cloudy	010155	2.7556	2.7635	15223.41	15224.41	1.00	0.90	0.90	0.90	54	146
27-Nov-14	10:20	Cloudy	010157	2.7348	2.7468	15224.41	15225.41	1.00	1.03	1.03	1.03	62	195



Location: CMA3a - CWB PRE Site Office Area

Report on 24-hour TSP monitoring

Action Level ($\mu\text{g}/\text{m}^3$) - 171

Limit Level ($\mu\text{g}/\text{m}^3$) - 260

Date	Sampling Time	Weather Condition	Filter paper no.	Filter Weight, g		Elapse Time, hr		Sampling Time, hr	Flow Rate, m^3/min			Total Volume, m^3	TSP Level, $\mu\text{g}/\text{m}^3$
				Initial	Final	Initial	Final		Initial, Q_{si}	Final, Q_{sf}	Average		
28-Oct-14	8:00	Cloudy	010138	2.7674	2.9659	2482.34	2506.34	24.00	1.30	1.30	1.30	1872	106
3-Nov-14	8:00	Cloudy	010363	2.7628	2.9428	2509.59	2533.59	24.00	1.23	1.23	1.23	1769	102
8-Nov-14	8:00	Cloudy	010229	2.7700	2.8319	2536.56	2560.56	24.00	1.23	1.23	1.23	1772	35
14-Nov-14	8:00	Cloudy	010380	2.7798	2.9550	2563.56	2587.56	24.00	1.23	1.23	1.23	1774	99
21-Nov-14	16:35	Fine	010128	2.7561	2.9131	2593.55	2617.55	24.00	1.28	1.28	1.28	1843	85
26-Nov-14	8:00	Cloudy	010465	2.7440	2.9571	2617.55	2641.55	24.00	1.28	1.28	1.28	1840	116

Remarks: Due to interruption of electricity, the 24hr TSP was rescheduled from 20 November 2014 to 21 November 2014.

Report on 1-hour TSP monitoring

Action Level ($\mu\text{g}/\text{m}^3$) - 311.3

Limit Level ($\mu\text{g}/\text{m}^3$) - 500

Date	Sampling Time	Weather Condition	Filter paper no.	Filter Weight, g		Elapse Time, hr		Sampling Time, hr	Flow Rate, m^3/min			Total Volume, m^3	TSP Level, $\mu\text{g}/\text{m}^3$
				Initial	Final	Initial	Final		Initial, Q_{si}	Final, Q_{sf}	Average		
29-Oct-14	8:51	Cloudy	010376	2.7689	2.7796	2506.34	2507.34	1.00	1.18	1.18	1.18	71	151
29-Oct-14	9:58	Cloudy	010394	2.7578	2.7680	2507.34	2508.34	1.00	1.18	1.18	1.18	71	144
29-Oct-14	13:00	Cloudy	010369	2.7622	2.7724	2508.34	2509.34	1.00	1.18	1.18	1.18	71	144
4-Nov-14	9:00	Cloudy	010225	2.7815	2.7875	2533.59	2534.59	1.00	1.15	1.15	1.15	69	87
4-Nov-14	10:06	Cloudy	010227	2.7670	2.7708	2534.59	2535.59	1.00	1.00	1.00	1.00	60	63
4-Nov-14	13:00	Cloudy	010229	2.7656	2.7718	2535.59	2536.59	1.00	1.08	1.00	1.04	62	99
10-Nov-14	8:40	Cloudy	010373	2.7688	2.7734	2560.56	2561.56	1.00	1.08	1.08	1.08	65	71
10-Nov-14	9:42	Cloudy	010375	2.7669	2.7723	2561.56	2562.56	1.00	1.08	1.08	1.08	65	84
10-Nov-14	10:57	Cloudy	010378	2.7607	2.7662	2562.56	2563.56	1.00	1.08	1.08	1.08	65	85
15-Nov-14	9:05	Cloudy	010503	2.7339	2.7422	2587.56	2588.56	1.00	1.08	1.08	1.08	65	128
15-Nov-14	10:32	Cloudy	010501	2.7257	2.7322	2588.56	2589.56	1.00	1.08	1.08	1.08	65	100
15-Nov-14	13:00	Cloudy	010498	2.7295	2.7428	2589.56	2590.56	1.00	1.08	1.08	1.08	65	205
21-Nov-14	8:07	Fine	010490	2.7130	2.7211	2590.55	2591.55	1.00	1.15	1.15	1.15	69	117
21-Nov-14	9:35	Fine	101470	2.7520	2.7591	2591.55	2592.55	1.00	1.15	1.15	1.15	69	103
21-Nov-14	15:20	Fine	010132	2.7613	2.7704	2592.55	2593.55	1.00	1.15	1.15	1.15	69	132
27-Nov-14	9:40	Cloudy	010212	2.7426	2.7494	2641.55	2642.55	1.00	1.08	1.08	1.08	65	105
27-Nov-14	10:43	Cloudy	010210	2.7582	2.7654	2642.55	2643.55	1.00	1.15	1.15	1.15	69	104
27-Nov-14	13:00	Cloudy	010208	2.7491	2.7543	2643.55	2644.55	1.00	1.08	1.08	1.08	65	80



Location: CMA4a - SPCA

Report on 24-hour TSP monitoring

Action Level ($\mu\text{g}/\text{m}^3$) - 171.2

Limit Level ($\mu\text{g}/\text{m}^3$) - 260

Date	Sampling Time	Weather Condition	Filter paper no.	Filter Weight, g		Elapse Time, hr		Sampling Time, hr	Flow Rate, m^3/min			Total Volume, m^3	TSP Level, $\mu\text{g}/\text{m}^3$
				Initial	Final	Initial	Final		Initial, Q_{si}	Final, Q_{sf}	Average		
28-Oct-14	8:00	Cloudy	010139	2.7715	2.9583	19314.02	19338.02	24.00	1.22	1.22	1.22	1763	106
3-Nov-14	8:00	Cloudy	010367	2.7694	2.9492	19341.03	19365.03	24.00	1.23	1.23	1.23	1769	102
8-Nov-14	8:00	Cloudy	010230	2.7686	2.8239	19368.01	19392.01	24.00	1.23	1.23	1.23	1772	31
14-Nov-14	8:00	Cloudy	010379	2.7854	2.9603	19395.01	19419.01	24.00	1.23	1.23	1.23	1774	99
21-Nov-14	16:20	Fine	010133	2.7710	2.9220	19425.00	19449.00	24.00	1.18	1.18	1.18	1697	89
26-Nov-14	8:00	Cloudy	010576	2.7148	2.8904	19454.24	19478.24	24.00	1.23	1.23	1.23	1767	99

Remarks: Due to interruption of electricity, the 24hr TSP was rescheduled from 20 November 2014 to 21 November 2014.

Report on 1-hour TSP monitoring

Action Level ($\mu\text{g}/\text{m}^3$) - 312.5

Limit Level ($\mu\text{g}/\text{m}^3$) - 500

Date	Sampling Time	Weather Condition	Filter paper no.	Filter Weight, g		Elapse Time, hr		Sampling Time, hr	Flow Rate, m^3/min			Total Volume, m^3	TSP Level, $\mu\text{g}/\text{m}^3$
				Initial	Final	Initial	Final		Initial, Q_{si}	Final, Q_{sf}	Average		
29-Oct-14	8:38	Cloudy	010364	2.7398	2.7451	19338.02	19339.02	1.00	1.17	1.17	1.17	70	75
29-Oct-14	9:45	Cloudy	010360	2.7752	2.7827	19339.02	19340.02	1.00	1.17	1.17	1.17	70	106
29-Oct-14	13:00	Cloudy	010372	2.7681	2.7748	19340.02	19341.02	1.00	1.17	1.20	1.19	71	94
4-Nov-14	8:50	Cloudy	010224	2.7730	2.7820	19365.03	19366.03	1.00	1.23	1.23	1.23	74	122
4-Nov-14	9:53	Cloudy	010226	2.7534	2.7584	19366.03	19367.03	1.00	1.18	1.18	1.18	71	71
4-Nov-14	10:58	Cloudy	001028	2.7556	2.7638	19367.03	19368.03	1.00	1.28	1.28	1.28	77	107
10-Nov-14	8:30	Cloudy	010371	2.7674	2.7729	19392.01	19393.01	1.00	1.23	1.23	1.23	74	75
10-Nov-14	9:41	Cloudy	010374	2.7783	2.7851	19393.01	19394.01	1.00	1.18	1.18	1.18	71	96
10-Nov-14	10:50	Cloudy	010377	2.7784	2.7831	19394.01	19395.01	1.00	1.18	1.18	1.18	71	67
15-Nov-14	8:53	Cloudy	010502	2.7296	2.7334	19419.01	19420.01	1.00	1.23	1.23	1.23	74	51
15-Nov-14	9:55	Cloudy	010500	2.7230	2.7265	19420.01	19421.01	1.00	1.23	1.23	1.23	74	47
15-Nov-14	10:58	Cloudy	010499	2.7207	2.7262	19421.01	19422.01	1.00	1.23	1.23	1.23	74	74
21-Nov-14	8:05	Fine	010489	2.7223	2.7299	19422.00	19423.00	1.00	1.18	1.18	1.18	71	107
21-Nov-14	10:28	Fine	010471	2.7501	2.7570	19423.00	19424.00	1.00	1.18	1.18	1.18	71	98
21-Nov-14	15:00	Fine	010131	2.7648	2.7740	19424.00	19425.00	1.00	1.18	1.18	1.18	71	130
27-Nov-14	9:28	Cloudy	010544	2.7447	2.7533	19478.24	19479.24	1.00	1.23	1.23	1.23	74	117
27-Nov-14	10:45	Cloudy	010211	2.7589	2.7597	19479.24	19480.24	1.00	1.18	1.18	1.18	71	11
27-Nov-14	13:00	Cloudy	010209	2.7507	2.7581	19480.24	19481.24	1.00	1.23	1.23	1.23	74	100

Location: CMA5a - Children Garden opposite to Pedestrian Plaza

Report on 24-hour TSP monitoring

Action Level ($\mu\text{g}/\text{m}^3$) - 181

Limit Level ($\mu\text{g}/\text{m}^3$) - 260

Date	Sampling Time	Weather Condition	Filter paper no.	Filter Weight, g		Elapse Time, hr		Sampling Time, hr	Flow Rate, m^3/min			Total Volume, m^3	TSP Level, $\mu\text{g}/\text{m}^3$
				Initial	Final	Initial	Final		Initial, Q_{si}	Final, Q_{sf}	Average		
28-Oct-14	8:00	Cloudy	010265	2.7678	3.0080	20285.07	20309.07	24.00	1.22	1.22	1.22	1759	137
3-Nov-14	8:00	Cloudy	010261	2.7770	2.8596	20312.07	20336.07	24.00	1.06	1.06	1.06	1526	54
8-Nov-14	8:00	Cloudy	010219	2.7791	2.8634	20339.06	20363.06	24.00	1.06	1.06	1.06	1529	55
14-Nov-14	8:00	Cloudy	010387	2.7686	3.0017	20366.06	20390.06	24.00	1.06	1.06	1.06	1531	152
21-Nov-14	15:00	Fine	010573	2.7209	2.8954	20398.90	20422.90	24.00	1.13	1.13	1.13	1624	107
26-Nov-14	8:00	Cloudy	010466	2.7458	2.8181	20422.90	20446.90	24.00	1.12	1.13	1.12	1620	45

Remarks: Due to interruption of electricity, the 24hr TSP was rescheduled from 20 November 2014 to 21 November 2014.

Report on 1-hour TSP monitoring

Action Level ($\mu\text{g}/\text{m}^3$) - 332

Limit Level ($\mu\text{g}/\text{m}^3$) - 500

Date	Sampling Time	Weather Condition	Filter paper no.	Filter Weight, g		Elapse Time, hr		Sampling Time, hr	Flow Rate, m^3/min			Total Volume, m^3	TSP Level, $\mu\text{g}/\text{m}^3$
				Initial	Final	Initial	Final		Initial, Q_{si}	Final, Q_{sf}	Average		
29-Oct-14	9:43	Cloudy	010252	2.7682	2.7793	20309.07	20310.07	1.00	1.22	1.22	1.22	73	151
29-Oct-14	13:00	Cloudy	010255	2.7835	2.7960	20310.07	20311.07	1.00	1.22	1.22	1.22	73	171
29-Oct-14	14:33	Cloudy	010258	2.7953	2.8076	20311.07	20312.07	1.00	1.22	1.22	1.22	73	168
4-Nov-14	13:00	Cloudy	010244	2.7704	2.7851	20336.07	20337.07	1.00	1.06	1.06	1.06	64	231
4-Nov-14	14:15	Cloudy	010247	2.7596	2.7760	20337.07	20338.07	1.00	1.06	1.06	1.06	64	258
4-Nov-14	15:20	Cloudy	010236	2.7642	2.7831	20338.07	20339.07	1.00	1.06	1.06	1.06	64	297
10-Nov-14	9:48	Cloudy	010222	2.7698	2.7797	20363.06	20364.06	1.00	1.06	1.06	1.06	63	156
10-Nov-14	10:58	Cloudy	010383	2.7533	2.7616	20364.06	20365.06	1.00	1.06	1.06	1.06	63	131
10-Nov-14	13:10	Cloudy	010384	2.7728	2.7806	20365.06	20366.06	1.00	1.06	1.06	1.06	63	123
15-Nov-14	13:00	Cloudy	010521	2.7376	2.7488	20390.06	20391.06	1.00	1.06	1.06	1.06	64	176
15-Nov-14	14:06	Cloudy	010518	2.7529	2.7638	20391.06	20392.06	1.00	1.06	1.06	1.06	64	171
15-Nov-14	15:15	Cloudy	010515	2.7469	2.7582	20392.06	20393.06	1.00	1.06	1.06	1.06	64	177
21-Nov-14	8:03	Fine	010205	2.7486	2.7609	20393.05	20394.05	1.00	1.13	1.13	1.13	68	182
21-Nov-14	9:48	Fine	010571	2.7322	2.7444	20395.05	20396.05	1.00	1.06	1.06	1.06	64	192
21-Nov-14	10:53	Fine	010147	2.7694	2.7831	20396.05	20397.05	1.00	1.13	1.13	1.13	68	203
27-Nov-14	8:20	Cloudy	010677	2.7894	2.8069	20446.90	20447.90	1.00	1.06	1.06	1.06	64	275
27-Nov-14	10:30	Cloudy	010681	2.7681	2.7749	20448.60	20449.60	1.00	1.06	1.06	1.06	64	107
27-Nov-14	13:00	Cloudy	010685	2.7820	2.7897	20449.60	20450.60	1.00	1.06	1.06	1.06	64	121



Location: MA1e - International Finance Centre (Eastern Wing)

Report on 24-hour TSP monitoring

Action Level ($\mu\text{g}/\text{m}^3$) - 173.4

Limit Level ($\mu\text{g}/\text{m}^3$) - 260

Date	Sampling Time	Weather Condition	Filter paper no.	Filter Weight, g		Elapse Time, hr		Sampling Time, hr	Flow Rate, m^3/min			Total Volume, m^3	TSP Level, $\mu\text{g}/\text{m}^3$
				Initial	Final	Initial	Final		Initial, Q_{si}	Final, Q_{sf}	Average		
28-Oct-14	8:00	Cloudy	010274	2.7604	2.9810	15997.08	16021.08	24.00	1.34	1.34	1.34	1924	115
3-Nov-14	8:00	Cloudy	010308	2.7830	2.9704	16024.31	16048.31	24.00	1.27	1.27	1.27	1835	102
10-Nov-14	13:00	Cloudy	010317	2.7634	2.8689	16054.51	16078.51	24.00	1.30	1.29	1.29	1864	57
14-Nov-14	8:00	Cloudy	010391	2.7651	2.9013	16078.50	16102.50	24.00	1.28	1.28	1.28	1838	74
20-Nov-14	8:00	Fine	101469	2.7324	2.8449	16105.49	16129.49	24.00	1.27	1.27	1.27	1836	61
26-Nov-14	8:00	Cloudy	010532	2.7360	2.8729	16132.49	16156.49	24.00	1.27	1.27	1.27	1833	75

Remarks: Due to interruption of electricity, the 24hr TSP was rescheduled from 8 November 2014 to 10 November 2014.

Report on 1-hour TSP monitoring

Action Level ($\mu\text{g}/\text{m}^3$) - 325.1

Limit Level ($\mu\text{g}/\text{m}^3$) - 500

Date	Sampling Time	Weather Condition	Filter paper no.	Filter Weight, g		Elapse Time, hr		Sampling Time, hr	Flow Rate, m^3/min			Total Volume, m^3	TSP Level, $\mu\text{g}/\text{m}^3$
				Initial	Final	Initial	Final		Initial, Q_{si}	Final, Q_{sf}	Average		
29-Oct-14	8:50	Cloudy	010299	2.7703	2.7797	16021.08	16022.08	1.00	1.34	1.34	1.34	80	117
29-Oct-14	9:53	Cloudy	010302	2.7702	2.7802	16022.08	16023.08	1.00	1.34	1.34	1.34	80	125
29-Oct-14	10:58	Cloudy	010305	2.7743	2.7804	16023.08	16024.08	1.00	1.34	1.34	1.34	80	76
4-Nov-14	8:29	Cloudy	010262	2.7762	2.7909	16048.31	16049.31	1.00	1.27	1.27	1.27	76	192
4-Nov-14	9:33	Cloudy	010239	2.7726	2.7873	16049.31	16050.31	1.00	1.27	1.27	1.27	76	192
4-Nov-14	10:40	Cloudy	010140	2.7706	2.7855	16050.31	16051.31	1.00	1.27	1.27	1.27	76	195
10-Nov-14	8:25	Cloudy	010232	2.7680	2.7719	16051.51	16052.51	1.00	1.23	1.23	1.23	74	53
10-Nov-14	9:31	Cloudy	010235	2.7563	2.7608	16052.51	16053.51	1.00	1.27	1.27	1.27	76	59
10-Nov-14	10:40	Cloudy	010314	2.7329	2.7351	16053.51	16054.51	1.00	1.32	1.32	1.32	79	28
15-Nov-14	8:45	Cloudy	010454	2.7410	2.7453	16102.50	16103.50	1.00	1.32	1.32	1.32	79	54
15-Nov-14	9:48	Cloudy	010456	2.7387	2.7440	16103.50	16104.50	1.00	1.30	1.30	1.30	78	68
15-Nov-14	10:50	Cloudy	010458	2.7305	2.7369	16104.50	16105.50	1.00	1.28	1.28	1.28	77	84
21-Nov-14	8:06	Fine	010537	2.7206	2.7251	16129.49	16130.49	1.00	1.23	1.23	1.23	74	61
21-Nov-14	9:23	Fine	010533	2.7388	2.7425	16130.49	16131.49	1.00	1.27	1.27	1.27	76	48
21-Nov-14	10:30	Fine	010536	2.7292	2.7341	16131.49	16132.49	1.00	1.23	1.23	1.23	74	66
27-Nov-14	8:30	Cloudy	010664	2.8213	2.8261	16156.49	16157.49	1.00	1.27	1.27	1.27	76	63
27-Nov-14	9:42	Cloudy	010667	2.7866	2.7921	16157.49	16158.49	1.00	1.32	1.32	1.32	79	70
27-Nov-14	10:50	Cloudy	010670	2.7947	2.8003	16158.49	16159.49	1.00	1.27	1.27	1.27	76	73



Location: MA1w - International Finance Centre (Western Wing)

Report on 24-hour TSP monitoring

Action Level ($\mu\text{g}/\text{m}^3$) - 173.4
Limit Level ($\mu\text{g}/\text{m}^3$) - 260

Date	Sampling Time	Weather Condition	Filter paper no.	Filter Weight, g		Elapse Time, hr		Sampling Time, hr	Flow Rate, m^3/min			Total Volume, m^3	TSP Level, $\mu\text{g}/\text{m}^3$
				Initial	Final	Initial	Final		Initial, Q_{si}	Final, Q_{sf}	Average		
29-Oct-14	13:15	Cloudy	010310	2.7799	2.8689	16050.63	16074.63	24.00	1.28	1.27	1.28	1836	48
3-Nov-14	8:00	Cloudy	010175	2.7408	2.8835	16074.63	16098.63	24.00	1.28	1.23	1.25	1806	79
8-Nov-14	8:00	Cloudy	010216	2.7617	2.8320	16101.63	16125.63	24.00	1.28	1.28	1.28	1846	38
14-Nov-14	8:00	Cloudy	010452	2.7282	2.8298	16128.63	16152.63	24.00	1.23	1.23	1.23	1772	57
20-Nov-14	8:00	Fine	010468	2.7366	2.8541	16155.62	16179.62	24.00	1.28	1.28	1.28	1845	64
26-Nov-14	8:00	Cloudy	010537	2.7201	2.8863	16182.62	16206.62	24.00	1.28	1.28	1.28	1841	90

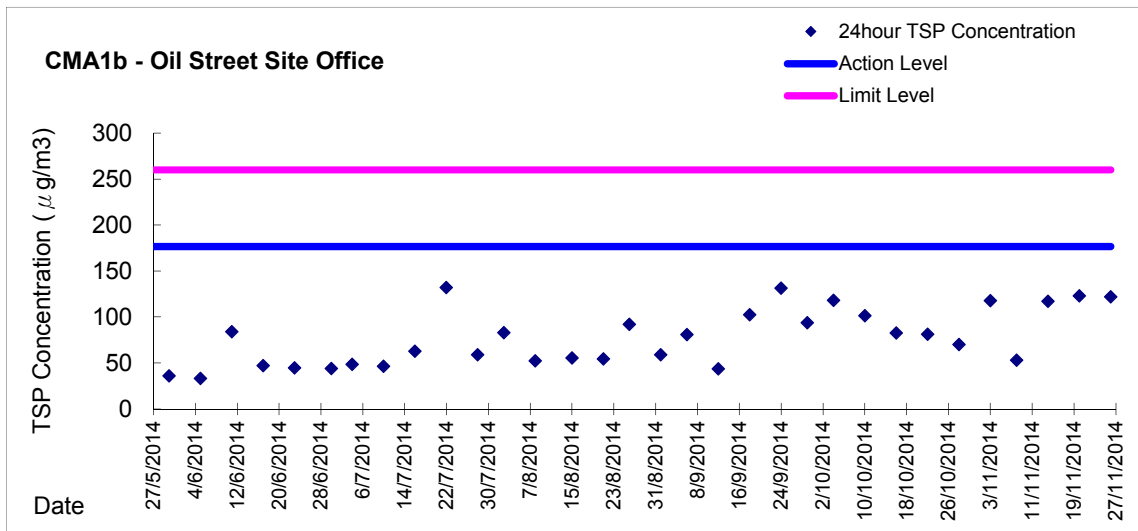
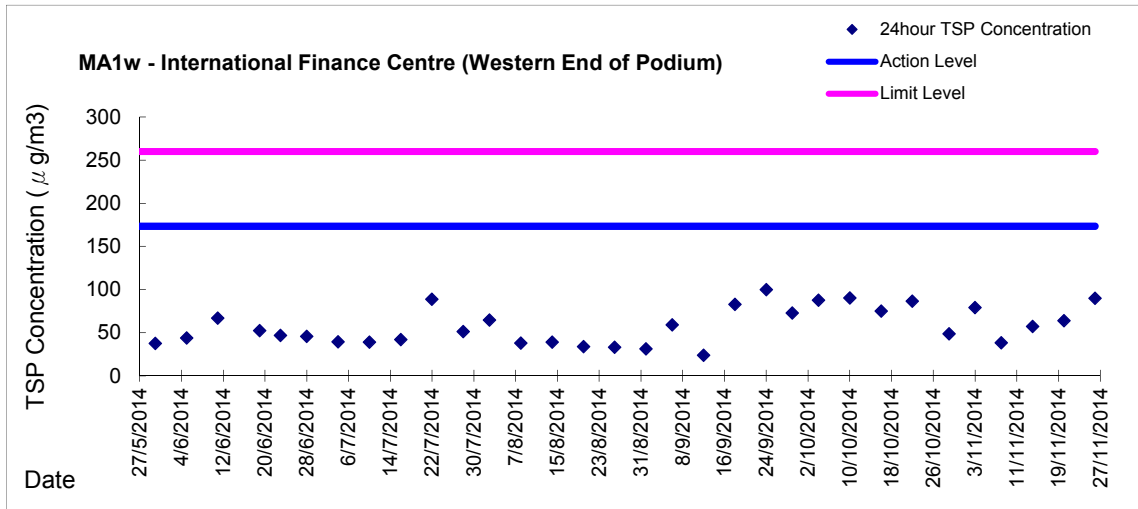
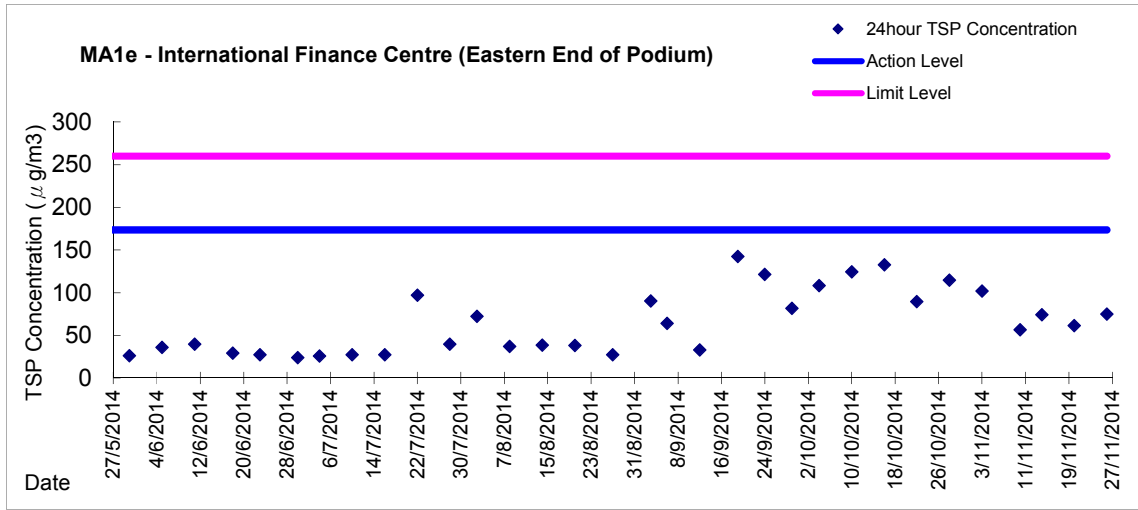
Remarks: Due to interruption of electricity, the 24hr TSP was rescheduled from 28 October 2014 to 29 October 2014.

Report on 1-hour TSP monitoring

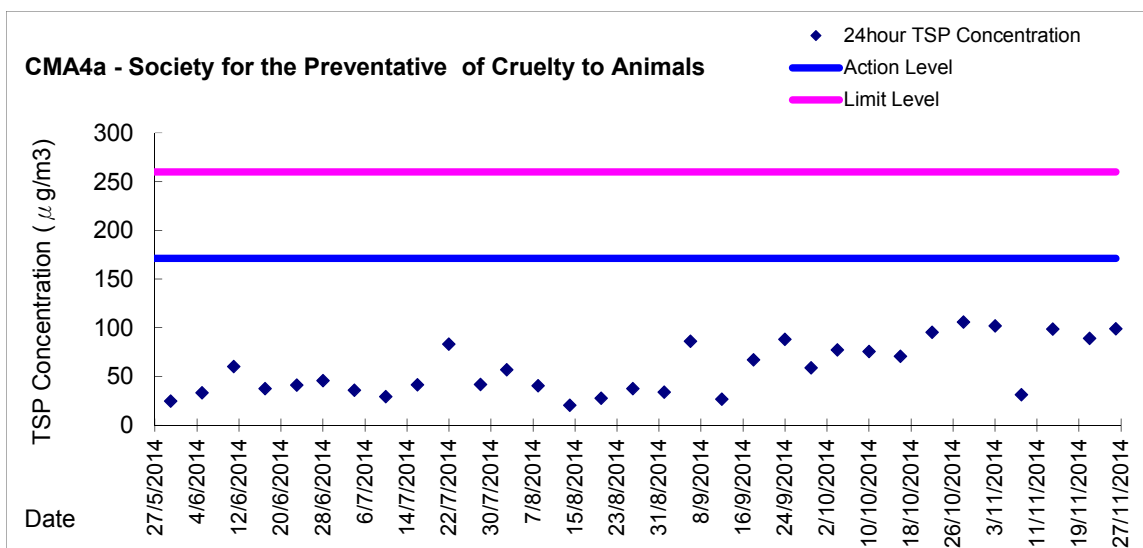
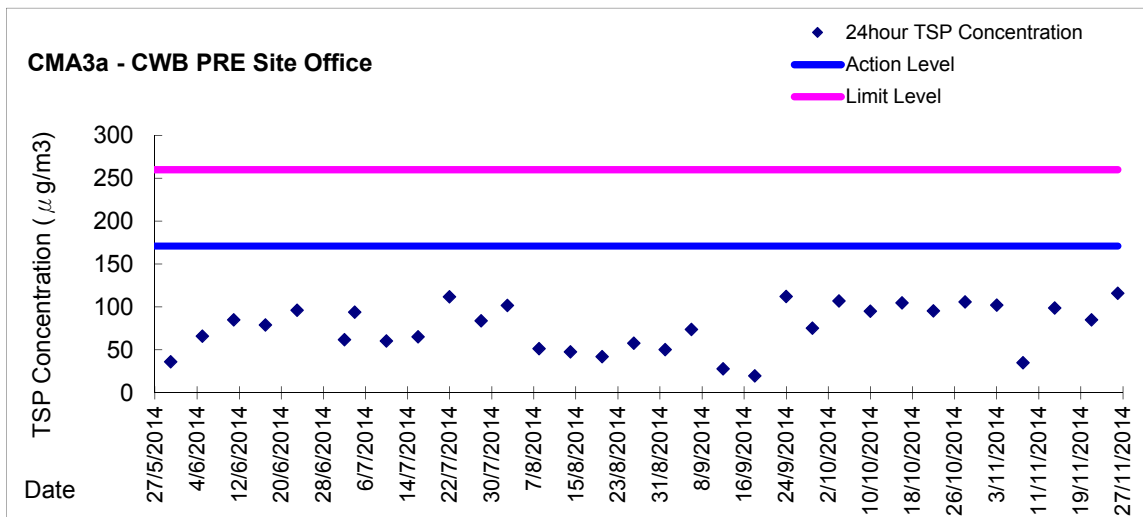
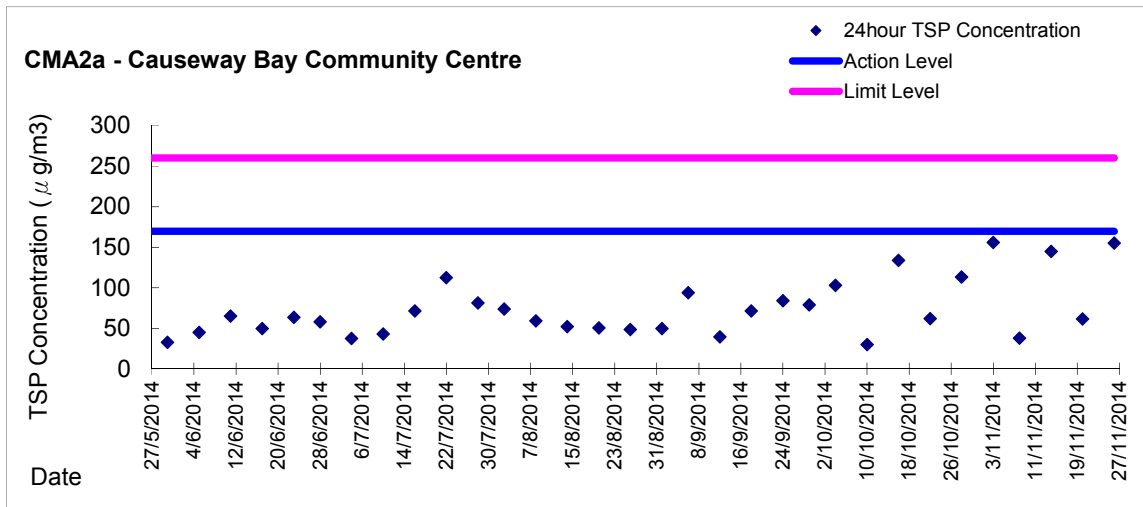
Action Level ($\mu\text{g}/\text{m}^3$) - 325.1
Limit Level ($\mu\text{g}/\text{m}^3$) - 500

Date	Sampling Time	Weather Condition	Filter paper no.	Filter Weight, g		Elapse Time, hr		Sampling Time, hr	Flow Rate, m^3/min			Total Volume, m^3	TSP Level, $\mu\text{g}/\text{m}^3$
				Initial	Final	Initial	Final		Initial, Q_{si}	Final, Q_{sf}	Average		
29-Oct-14	8:55	Cloudy	010300	2.7548	2.7596	16047.64	16048.64	1.00	1.28	1.28	1.28	77	63
29-Oct-14	9:58	Cloudy	010303	2.7587	2.7660	16048.64	16049.64	1.00	1.30	1.30	1.30	78	93
29-Oct-14	11:00	Cloudy	010306	2.7745	2.7830	16049.64	16050.64	1.00	1.28	1.28	1.28	77	111
4-Nov-14	8:38	Cloudy	010263	2.7780	2.7902	16098.63	16099.63	1.00	1.28	1.28	1.28	77	159
4-Nov-14	9:42	Cloudy	010240	2.7693	2.7807	16099.63	16100.63	1.00	1.28	1.28	1.28	77	148
4-Nov-14	10:48	Cloudy	010141	2.7591	2.7721	16100.63	16101.63	1.00	1.28	1.28	1.28	77	169
10-Nov-14	8:30	Cloudy	010233	2.7458	2.7498	16125.63	16126.63	1.00	1.28	1.28	1.28	77	52
10-Nov-14	9:35	Cloudy	010312	2.7775	2.7832	16126.63	16127.63	1.00	1.23	1.23	1.23	74	77
10-Nov-14	10:45	Cloudy	010315	2.7545	2.7597	16127.63	16128.63	1.00	1.23	1.23	1.23	74	71
15-Nov-14	8:55	Cloudy	010455	2.7393	2.7435	16152.63	16153.63	1.00	1.23	1.23	1.23	74	57
15-Nov-14	9:57	Cloudy	010457	2.7404	2.7451	16153.63	16154.63	1.00	1.23	1.23	1.23	74	64
15-Nov-14	10:59	Cloudy	010459	2.7393	2.7482	16154.63	16155.63	1.00	1.23	1.23	1.23	74	121
21-Nov-14	8:05	Fine	010538	2.7265	2.7313	16179.62	16180.62	1.00	1.28	1.28	1.28	77	62
21-Nov-14	9:16	Fine	010540	2.7244	2.7306	16180.62	16181.62	1.00	1.28	1.28	1.28	77	81
21-Nov-14	10:20	Fine	010529	2.7229	2.7287	16181.62	16182.62	1.00	1.23	1.23	1.23	74	79
27-Nov-14	8:13	Cloudy	010665	2.7982	2.8048	16206.62	16207.62	1.00	1.23	1.23	1.23	74	90
27-Nov-14	9:26	Cloudy	010668	2.8053	2.8116	16207.62	16208.62	1.00	1.28	1.28	1.28	77	82
27-Nov-14	10:41	Cloudy	010671	2.7722	2.7778	16208.62	16209.62	1.00	1.28	1.28	1.28	77	73

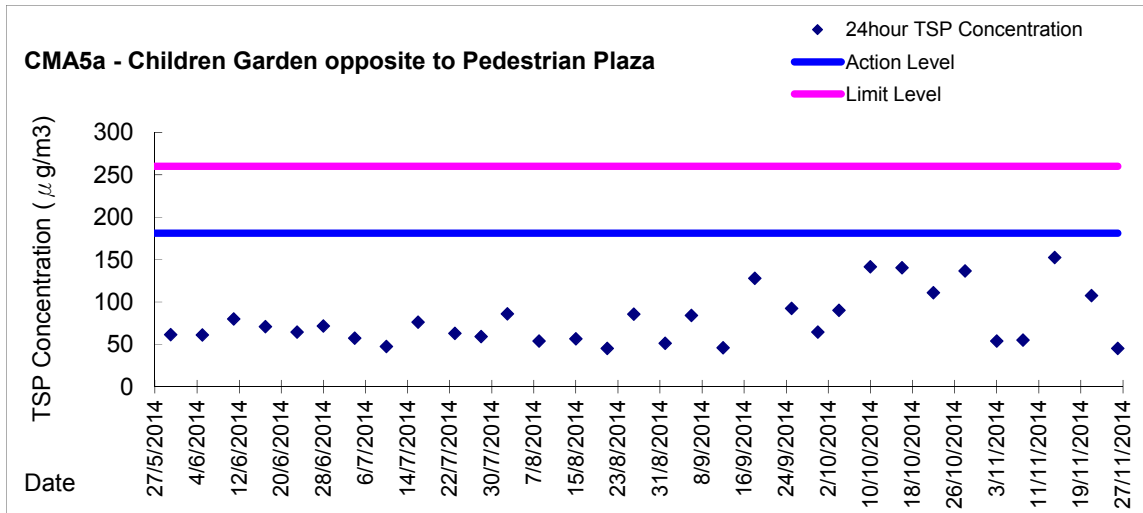
Graphic Presentation of 24 hour TSP Result



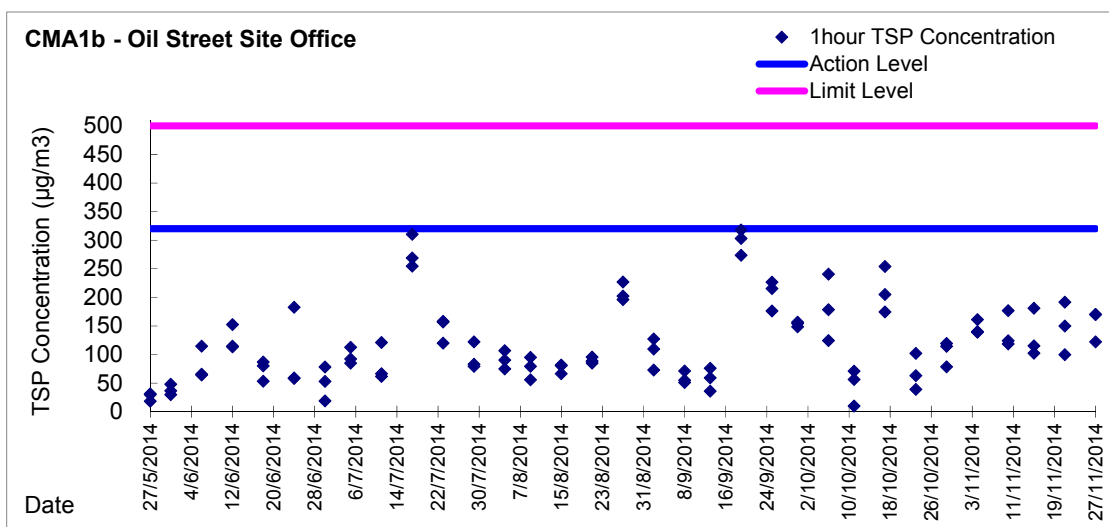
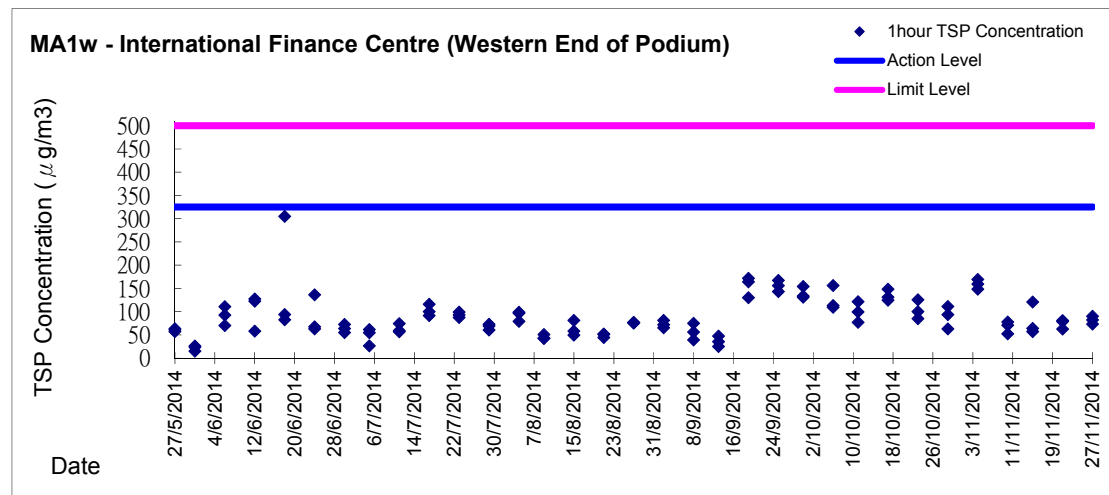
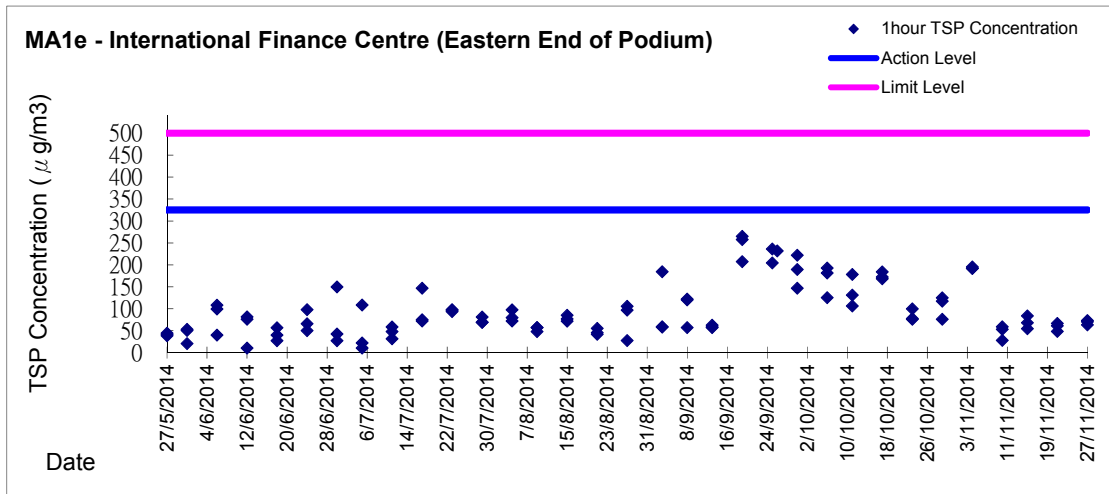
Graphic Presentation of 24 hour TSP Result



Graphic Presentation of 24 hour TSP Result

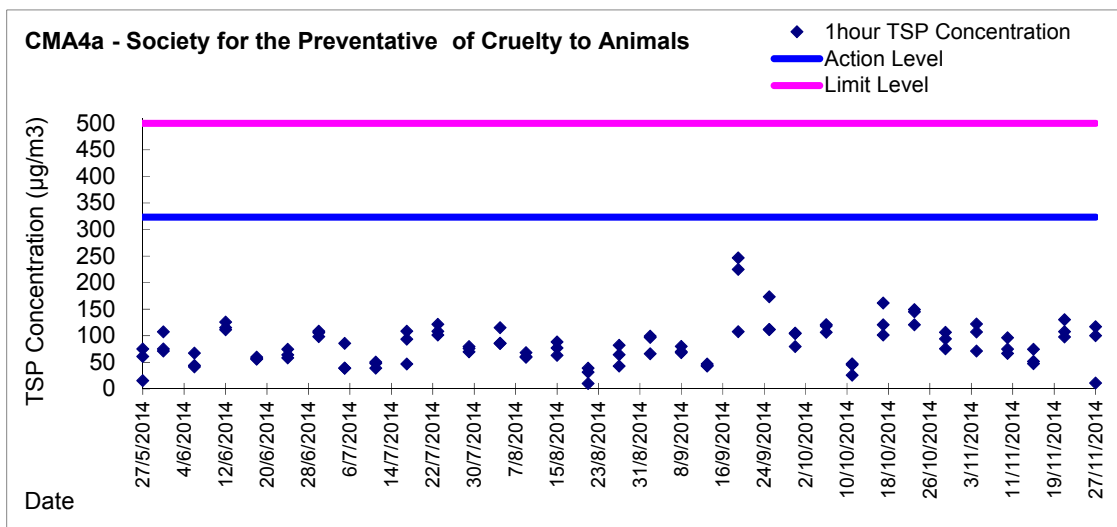
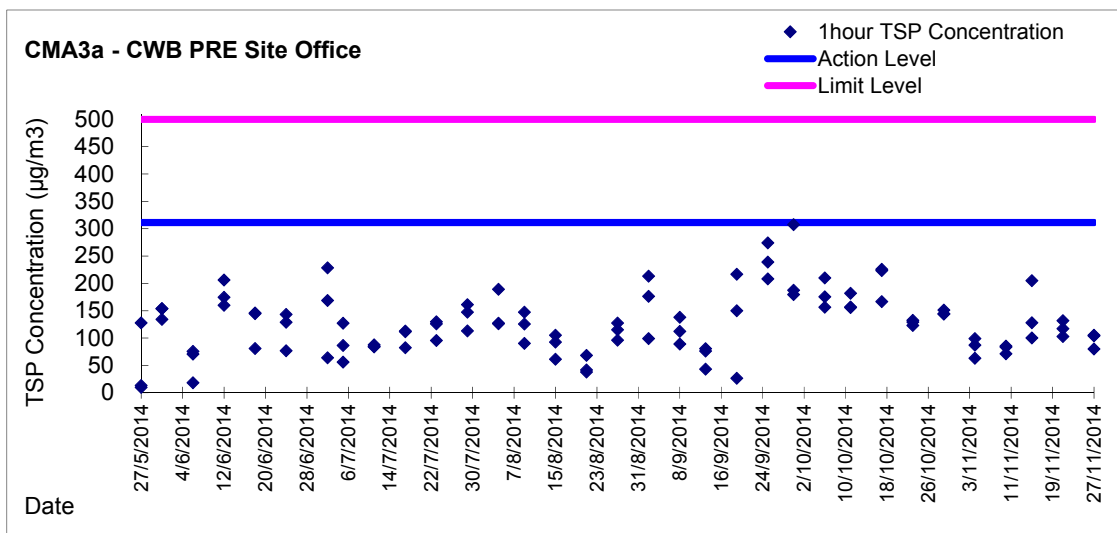
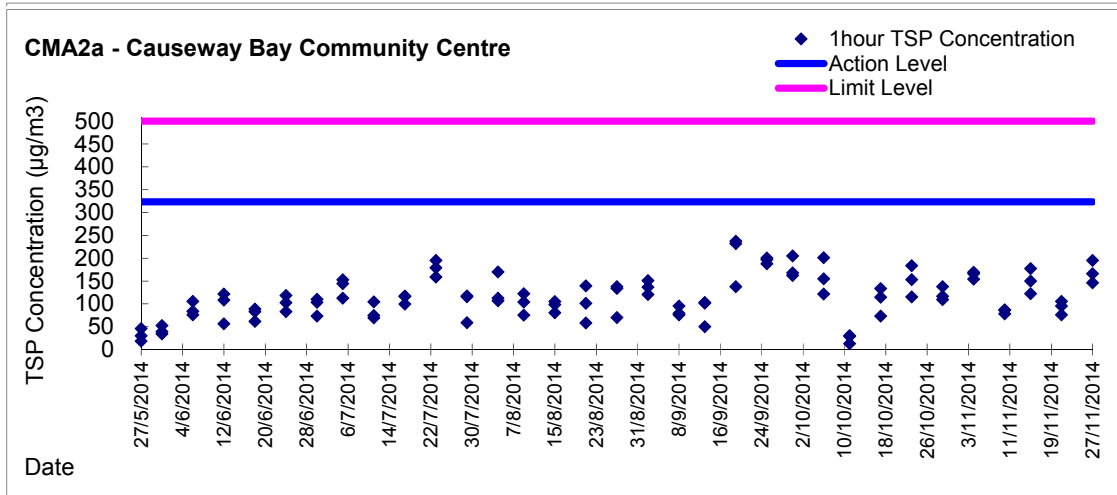


Graphic Presentation of 1 hour TSP Result





Graphic Presentation of 1 hour TSP Result



Graphic Presentation of 1 hour TSP Result

